








## **SCHOOL OF MECHANICAL & MANUFACTURING ENGINEERING**

# **SEMESTER GUIDELINES** **FALL 2024 SEMESTER (UG /PG)**

---

	<b>Start of Semester</b>	-	<b>9<sup>th</sup> Sep, 2024</b>
	<b>Mid Semester Exam (MSE)</b>	-	<b>Mon 4<sup>th</sup> Nov to Sat 9<sup>th</sup> Nov, 2024 (9<sup>th</sup> week)</b>
	<b>End Semester Exam (ESE)</b>	-	<b>Fri 3<sup>rd</sup> Jan to Sat 11<sup>th</sup>, Jan 2025 (18<sup>th</sup> week)</b>
	<b>Semester Break</b>	-	<b>12<sup>th</sup> to 25<sup>th</sup> Jan, 2025 (2 weeks)</b>
	<b>Start of Spring 2025</b>	-	<b>27<sup>th</sup> Jan, 2025</b>

---